




Watercolour painting basics - **Apple**

Aasaaska rinjiyeynta Watercolor - Tufaaxa

Watercolour works best when you paint from light to dark. This is the opposite of drawing. This worksheet is to help you see the different shapes of light and dark in objects. If this is your first time, simply use thin layers of the same colour. Otherwise, try going from a warm colour, like light orange, to a cool colour, like dark purple.

Midabka biyaha ayaa si fiican u shaqeeya marka aad rinjiyayso iftiinka ilaa mugdi Tani waa lidka sawirka. Xaashidan shaqadu waxay kaa caawinaysaa inaad aragto qaababka kala duwan ee iftiinka iyo mugdiga walxaha. Haddii tani ay tahay markii ugu horeysay, si fudud u isticmaal lakabyo khafiif ah oo isku midab ah. Haddii kale, isku day inaad ka soo baxdo midab diiran, sida liimi khafiif ah, una gudub midab qabow, sida guduud mugdi ah.



Watercolour painting basics - Orange

Aasaaska rinjiyeynta midabka biyaha - Orange

Watercolour works best when you paint from light to dark. This is the opposite of drawing. This worksheet is to help you see the different shapes of light and dark in objects. If this is your first time, simply use thin layers of the same colour. Otherwise, try going from a warm colour, like light orange, to a cool colour, like dark purple.

Midabka biyaha ayaa si fiican u shaqeeya marka aad rinjiyayso iftiinka ilaa mugdi Tani waa lidka sawirka. Xaashidan shaqada waxay kaa caawinaysaa inaad aragto qaababka kala duwan ee iftiinka iyo mugdiga walxaha. Haddii ay tani tahay markii ugu horeysay, si fudud u isticmaal lakabyo khafiif ah oo isku midab ah. Haddii kale, isku day inaad ka soo baxdo midab diiran, sida liimi khafiif ah, una gudub midab qabow, sida guduud mugdi ah.

